

**X**  
CLASS





EXPERIENCE THE  
EXCEPTIONAL



Seu iate é uma extensão de você mesmo. Uma afirmação de seu estilo de vida. Ele precisa proporcionar experiências inesquecíveis a você, à sua família e a seus amigos. Cada iate Princess é projetado segundo nossa mentalidade vanguardista e elaborado com atenção meticulosa aos detalhes. Então, quer esteja acelerando na água ou atracado em sua baía favorita, você perceberá a diferença que nosso design e detalhes fazem, por dentro e por fora.

Experience the exceptional.



## CONSTRUÍDO EM PLYMOUTH

A bordejar do alto do Canal da Mancha encontra-se a cidade de Plymouth, onde nos estabelecemos em 1965. Presentemente, os estaleiros Princess abrangem uma área superior a 10,2 hectares, uma área rica na tradição marítima britânica. Na verdade, South Yard, onde são construídos os nossos iates Super Flybridge da Classe X, é um antigo estaleiro naval que remonta ao séc. XVII. Desde o início, o nosso objetivo tem sido esculpir meticulosamente os nossos iates a pensar no prazer que os nossos proprietários tiram deles. Esta dedicação e cuidado com os pormenores têm um impacto profundo junto dos nossos artífices de Plymouth.

Mais de 3000 pessoas, sendo todas elas especialistas na respetiva área, concretizam com exigência esta visão nos nossos estaleiros. Através de uma cultura de inovação, os nossos iates não só são dos mais avançados tecnicamente a nível mundial, como também são os de conceção mais bonita.







## PROJETADO PARA QUEM QUER UMA VIDA ESPECIAL

A elegante combinação de inovações arquitetônicas com o esmero artesanal que você pode esperar da Princess, torna a Classe X única. Projetados em colaboração com a combinação fascinante dos designs de Olesinski e Pininfarina, os iates da Classe X estabelecem um novo padrão de excelência de layout. Os grandes espaços adaptáveis podem ser formatados de diversas maneiras, oferecendo ao proprietário e aos hóspedes um estilo de vida de navegação com flexibilidade única em sua classe. Este “conceito aberto” oferece 10% a mais de espaço ao ar livre e 40% a mais de espaço interno do que um iate tradicional.





## LE POUVOIR D'EXPLORATION, GRÂCE À LA TECHNOLOGIE

Já somos sinônimo de desenvolvimento de cascos com excelente navegabilidade, e a nossa Classe X não é exceção. Na verdade, obtivemos um salto gigante em termos de estabilidade em todas as condições de mar e uma melhoria de 15% na eficiência em comparação com projetos de casco tradicionais. Para conseguir isso, foram aplicados métodos estatísticos e algoritmos aos resultados de dinâmica de fluidos computacional para criar as qualidades bem comprovadas do nosso casco V profundo. A eficiência em toda a gama de velocidades foi melhorada, mantendo os mais altos níveis de navegabilidade e previsibilidade. A proa do tipo perfuradora de ondas estende a linha de flutuação para a frente, proporcionando uma altura de fundo ("deadrise") boa e alta para a entrada. Os benefícios desta forma de proa





## X CLASS

Experimente um conceito totalmente novo no design de iates - iates Super Flybridge que repensam totalmente a arquitetura de iates para estabelecerem uma nova referência para os espaços de vida luxuosos. A nossa nova Classe X é o exemplo perfeito para quem pretende passar mais tempo a bordo e viajar ainda mais longe.



X 95





Caracterizado por superfícies belissimamente esculpidas e longas linhas fluidas, o X95 define um design marcante para esta nova Classe. Tanto a flybridge como o convés principal abrangem praticamente todo o comprimento do iate, oferecendo espaços amplos e flexíveis que lhe permitem programar cada viagem conforme as preferências dos seus convidados. Com uma capacidade para combustível de 13 400 litros, o X95 tem autonomia para longas viagens de aventuras.









Experimente espaço semelhante ao de um megaiate assim que entrar no salão do convés principal e seja testemunha imediata de uma linha de vista através da janela de proa. Suba as escadas interiores até ao convés superior onde o espera outra experiência única: um Salão Envidraçado e totalmente climatizado. Com lugar de destaque na coberta, encontra-se o camarote principal a toda a largura da embarcação, com casa de banho privativa, complementada pela respetiva cabina de proa com quarto de vestir e casa de banho privativa. Cabinas adicionais a bombordo e a estibordo para convidados podem ser configuradas com duas camas individuais ou uma cama de casal, e a instalação ampla para a tripulação completa a variedade de acomodação.







EXPERIMENTE O X95







FAÇA UMA VISITA AO X95

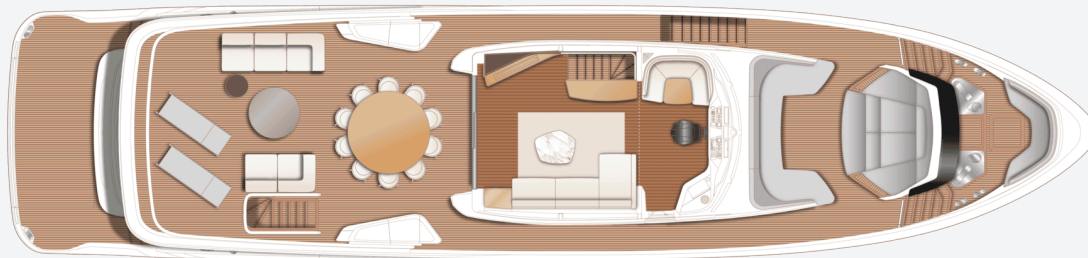




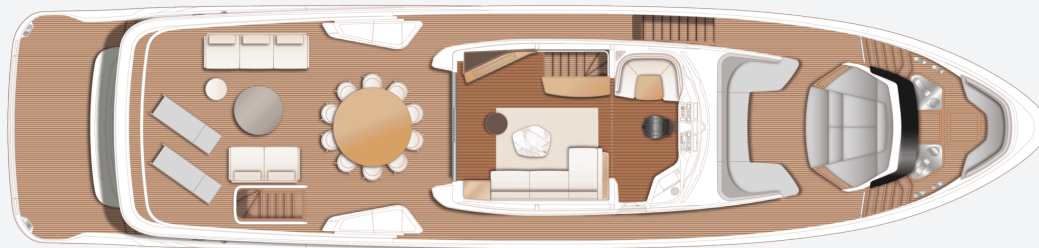


**X95**  
ESPECIFICAÇÃO

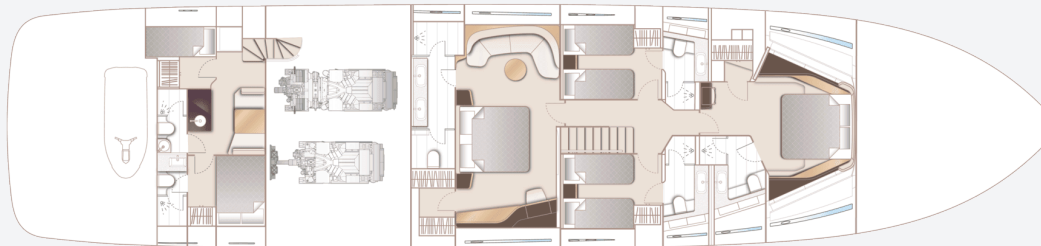




X95 Flybridge



X95 Main Deck



X95 Lower Deck

PRINCIPAL DIMENSIONS

<b>Length overall (incl. pulpit)</b>	95ft 4in (29m)
<b>Length overall (excl. pulpit)</b>	95ft 4in (29m)
<b>Beam</b>	21ft 10in (6.65m)
<b>Draft approx. (full load)</b>	6ft 8in (2.03m)
<b>Displacement approx. (half load)</b>	112,409kg (247,819lbs)*
<b>Fuel capacity</b>	3,040 gal/3,650 US gal/13,818l
<b>Water capacity (excl. calorifier)</b>	410 gal/492 US gal/1,865l

ENGINES

<b>Twin MAN V12-2000 (2 x 2,000hp)</b>	Speed range: 22-24 knots†
--	------------------------------

## FULL SPECIFICATION

---

### DECK FITTINGS

- 6mm teak-laid transom platform, transom steps, cockpit deck, stairway to flybridge, side decks, steps to foredeck, flybridge aft sun deck and foredeck lounge walkthrough areas
- Reversible hydraulic anchor winches with bridge controls (Lewmar V8)
- Anchor pockets with anchor launch and retrieve
- Twin anchor system incorporating two 125kg galvanised kedge anchor with 100m of 14mm galvanised chain
- Deck chain stoppers (2)
- Mooring bollards forward (4)
- Mooring bollards aft (4)
- Mooring bollards on platform cheeks (2)
- Mooring bollards mid-ship (1 per side)
- Twin electric sternline mooring winches (Lewmar C6)
- Deck hatch access to chain, Bosuns and fender storage locker (non-locking, with access ladder)
- Freshwater deck/anchor wash (with both fore and aft deck outlets) (under bow seat, starboard side outboard of transom steps)

- (quick release bayonet fitting)
- Stainless steel bow and stern fairleads
- Stainless-steel foredeck guard rails
- Stainless steel flybridge handrails
- Stainless gates (with glazing) to restrict access to the foredeck area
- PVC rubbing band with stainless-steel insert
- LED deck level lighting
- Full set of IMCO navigation lights
- Riding light
- Twin beam searchlight with remote controls (located on mast)
- Loudhailer (located on hardtop)
- Stern docking lights (on underside of canopy/ flybridge overhang)
- Twin electric horns (located on mast)
- Fuel and water fillers (fuel: main deck, port and starboard, water: port side)

### COCKPIT AND BATHING PLATFORM

- Self-draining
- Upholstered U-shaped seating with storage below (non-locking)

- Teak dining table with removable central leaf section paired with 2 dining chairs
- LED overhead and deck level lighting
- Stainless-steel handrails (round top profile)
- Stern docking station controls portside including thruster controls and emergency engine stop, Rexroth control as standard
- Remote control 5.47m telescopic passarelle with folding handrails
- Watertight (double D sealed) hinged locking door giving access from transom into garage / optional beach club area
- Engine room to cockpit escape hatch
- Crew area escape hatch to cockpit
- Garage (to take wetbike up to 3.05m) with electro-hydraulic door with additional storage for optional SEABOBs (2 max, starboard bulkhead mounted rack)
- Rope storage locker (non-locking)
- Wash basin with mixer tap to portside
- Starboard locker containing remote fuel cocks,



- manual bilge pump with valve chest and manual controls for automatic fire extinguishers
- Integral stairway to flybridge with teak step treads
- Twin glazed transom gates leading to bathing platform
- Electro-hydraulic teak-laid transformer bathing platform (1,000Kg SWL)
- Retractable bathing ladder (manual) in side of bathing platform
- Hot and cold transom shower
- Three phase shore support inlet (380v-415v / 42kVa @50Hz) with Glendinning cablemaster (15m/50ft) and a single phase shore power inlet (220-240v / 15kVa @ 50Hz. Both shore supports with isolation transformers. (US Spec single phase 2 x 100A)
- Seat and table covers
- Port side deck lockable access and stairway to crew accommodation

### **HELM**

- Enclosed pilot house with central leather upholstered electric seat with fore, aft and height adjustment
- U-shaped companion seating to port with table

- Sliding doors to fully enclose or open helm to skylounge area
- Instrument console with LED display incorporating engine instruments, CCTV linked to Böning screens, fuel gauges, alarms and rudder position indicator
- Helm position instrument and controls console including:
  - power-assisted electro-hydraulic steering (SeaStar)
  - adjustable steering wheel
  - high-speed magnetic compass
  - electronic engine controls
  - bow thruster control
  - hydraulic anchor winch remote control
  - colour radar (with scanner) and GPS/chart plotter (twin 19" displays)
  - autopilot
  - speed and distance log
  - echo sounder with alarm
  - VHF with DSC R/T with intercom
  - remote control dual searchlight
  - horn button (to operate twin electric horns)
  - audible and visual alarm for bilge pumps
  - engine room fire extinguisher warning system
- Automatic fog horn with loudhailer

- Chart storage
- Drink holders
- Toughened glass screen (clear for night vision) with windscreen de-mist system
- Windscreen wipers with freshwater windscreen wash
- Exterior black mesh windscreen covers
- Bilge pump controls with visual pump running warnings
- 24v and 240v electrical control panel
- Riding light, helm and navigation light control switches
- USB charging points (2)
- Dimmable LED overhead, concealed(24V) and night lighting with scene selection
- Watertight pantograph door giving direct access from starboard side deck
- Electric drop window to port
- Timber flooring (V groove planked)

### **SKY LOUNGE**

- L-shaped sofa, coffee table and pouf
- 55" 4K UHD LED TV on rise and fall
- DVD Blu-ray system with Naim Uniti Atom audio system speakers (2)
- Sideboard with fridge and storage

- Access stairway to main deck
- Stainless steel opening glass doors to aft deck area
- USB charging points (2)
- Dimmable LED overhead and concealed lighting (24v) with scene selection
- Tinted panoramic toughened side windows
- Glazed roof panels with powered blinds
- Electric blinds to all side windows
- Timber flooring (V groove planked with rug inlay)

#### **FLYBRIDGE AND FOREDECK**

- Foredeck area with U-shaped seating, and storage locker
- Foredeck to incorporate glazed panels to allow light through to galley / dining area or optional main deck Owners Stateroom below
- Sunbathing area with integrated adjustable teak headrests and storage, converts to aft facing u-shaped seating area.
- Flybridge aft deck area with free standing furniture
- Dining table with chairs to accommodate 8 persons (10 for optional 5 cabin layout)
- Naim Uniti Atom audio system with waterproof

- speakers (2) to flybridge
- Clear view hatch to aft cockpit
- Access stairway to aft cockpit
- Stainless-steel handrails with glass balustrade to aft and sides of flybridge deck
- Starboard storage/servery unit, incorporating liferaft stowage and deck wash outlet
- Port storage/servery unit with sink and tap, incorporating liferaft stowage
- LED overhead and deck level lighting
- Radar mast
- Twin matching whip aerials for VHF R/T and radio
- Covers to exterior furniture

#### **SALOON**

- Large curved sofa to port with storage below
- Curved sofa to starboard with storage below
- Coffee table with pouf
- 65" 4K UHD LED TV on rise and fall.
- Naim audio system with speakers (4) and subwoofer
- Servery unit with integrated drinks refrigerator, bottle storage and icemaker (located on port side forward of saloon)
- Occasional coffee table with four armchairs to

- starboard
- Full height glazing port and starboard in way of servery unit/bar and starboard free standing seating areas
- Panoramic tinted toughened glass windows port and starboard
- Triple stainless steel framed cockpit doors
- Watertight side hinge door to starboard side deck
- Access stairway to lower accommodation
- Access stairway to skylounge
- Dimmable LED overhead and concealed lighting with scene selection
- 220/240v outlets (4)
- USB charging points (2)
- Electric roller blinds to outboard windows
- Manual curtains on wave track to aft patio doors
- Fitted carpet

#### **GALLEY**

- Open layout / country kitchen with forward dining area
- Galley and island unit counter top in choice of granite or quartz
- Miele 5 zone induction hob



- 900mm wide conventional oven
- Miele Combination convection/microwave oven with grill
- Twin full height refrigeration units with deep freeze drawers
- Island unit/breakfast bar with triple stainless steel sinks, 12 place dishwasher, storage and space for optional drawer fridge
- Barstools (3)
- Waste bin
- High and low level storage cupboards and drawers
- Extractor fan
- Space for optional wine cooler
- Access to deck saloon
- Watertight pantograph access door to port side deck (in forward saloon)
- 220/240v power outlets (4)
- Dimmable LED overhead and concealed lighting with scene selection
- Electric blinds to windows
- Timber flooring - V groove planked

#### **DINING AREA**

- Dining table with aft facing fixed seating and dining chairs (5)

- Port sideboard bench unit with upholstered top
- Sideboard units (2) with crockery, glassware and general storage
- Entertainment unit with Naim Uniti Atom audio system and speakers (2)
- Ice maker
- Cutlery and crockery storage (in port side staircase unit)
- 220/240v power outlets (2)
- USB charging points (4)
- Dimmable LED overhead and concealed lighting (24v) with scene selection
- Panoramic tinted toughened glass windows port and starboard
- Powered blind to forward glazing
- Electric roller blinds to windows
- Timber flooring (V groove planked)

#### **DAY HEAD**

- Electric freshwater toilet
- Wash hand basin and counter top in thermoformed solid surface
- Storage cupboard
- Manual tension venetian blind
- Marble/granite/quartz floor

#### **ACCOMMODATION**

- All cabins and bathrooms feature opening portholes and air conditioning
- All cabins feature 220/240v powerpoints
- All en-suites feature 240v shaver points

#### **OWNER'S STATEROOM**

- Large double bed with bedside tables and drawers below
- Dressing area with full length mirror, hanging, shelf and drawer storage
- Built-in safe
- Starboard dressing table with integrated mirror, chair, storage drawers and cupboards
- Portside sofa with storage below and coffee table
- 55" 4K UHD LED TV
- Naim audio system with speakers (2) and subwoofer
- Panoramic windows including opening portholes
- Electric roman blinds to hull windows, with outboard manual sheer roller blind
- Dimmable LED overhead and concealed lighting (24v) with scene selection
- Wall lights (2)

- 220/240v outlets (4)
- USB connection points (4)
- Fitted carpet

#### **EN-SUITE BATHROOM**

- Twin washbasins and counter top in thermoformed solid surface
- Mirror
- Storage lockers
- Separate compartment with toilet and option of combination toilet/bidet
- Shower compartment with automatic pump out
- Extractor fan
- Window with opening porthole
- Manual tension venetian blind
- LED overhead and concealed lighting (24v)
- Bathroom accessories
- Marble/granite/quartz to floor and specified bulkheads

#### **FORWARD STATEROOM**

- Large double bed with drawers below
- Walk-in wardrobe with shelves
- Dressing table with stool
- Mirror
- Storage lockers

- 43" UHD LED TV
- Naim Atom audio system with ceiling mounted speakers (2)
- Windows with opening portholes
- Electric roman blinds to hull windows
- LED overhead and concealed lighting (24v) with scene selection
- Wall lights (2)
- 220/240v outlets (2)
- USB charging points (4)
- Fitted carpet

#### **EN-SUITE BATHROOM**

- Washbasin and counter top in thermoformed solid surface
- Mirror
- Storage lockers
- Shower compartment with automatic pump out
- Extractor fan
- Window with opening porthole
- Manual tension venetian blind
- LED overhead and concealed lighting (24v)
- Bathroom accessories
- Marble/granite/quartz flooring

#### **STARBOARD GUEST CABIN**

- Two single beds with drawers below (with option of double bed conversion)
- Bedside table
- Wardrobe with lower shelves
- Mirror
- Storage lockers
- Window with opening portholes
- Electric roman blinds to hull windows
- Dimmable LED overhead and concealed lighting (24v) with scene selection
- Individual berth lights
- 220/240v outlets (1)
- USB connection point (2)
- Fitted carpet

#### **EN-SUITE BATHROOM**

- Washbasin and counter top in thermoformed solid surface
- Mirror
- Storage lockers
- Shower compartment with automatic pump out
- Extractor fan
- Windows with opening porthole
- Manual tension venetian blind
- LED overhead and concealed lighting (24v)



- Bathroom accessories
- Marble/granite/quartz flooring

#### **PORT GUEST CABIN**

- Two single beds with drawers below (with option of double bed conversion)
- Bedside table
- Wardrobe with shelves
- Mirror
- Storage lockers
- Window with opening portholes
- Electric roman blinds to hull windows
- Dimmable LED overhead and concealed lighting (24v) with scene selection
- Individual berth lights
- 220/240v outlets (1)
- USB charging point (2)
- Fitted carpet

#### **EN-SUITE BATHROOM**

- Washbasin and counter top in thermoformed solid surface
- Mirror
- Storage lockers
- Shower compartment with automatic pump out
- Extractor fan

- Windows with opening porthole
- Manual tension venetian blind
- LED overhead and concealed lighting (24v)
- Bathroom accessories
- Marble/granite/quartz flooring

#### **LOWER ACCOMODATION LOBBY / PASSAGEWAY AREA**

- Linen cupboard below companionway stairs
- Space for optional washer/dryer below companionway stairs
- Dimmable LED overhead and concealed lighting (24v) with scene selection
- Fitted carpet

#### **CREW QUARTERS**

- Standard transom configuration is a transom garage with Captain's double cabin with en-suite, crew bunk cabin, aft bathroom, crew mess and dining area.
- Optional transom configuration is a beach club with Captain's double cabin - with en-suite, crew bunk cabin, central bathroom and aft beach club/ dining area.
- (N.B. All lower crew furniture is in white finish, with solid surface carrera white (gloss finish)

bathroom vanity unit tops and solid surface koko white (satin finish) bathroom floors and non-slip flooring)

#### **CAPTAIN'S CABIN**

- Double berth with storage below
- Wardrobe with shelf
- Mirror
- Storage drawers under bunk
- Opening porthole and venetian blind
- Emergency deck hatch access to cockpit
- LED overhead lighting (24v)
- Individual berth light
- 220/240v outlets (1)
- USB charging points (2)
- Fitted carpet

#### **PORT CREW CABIN**

- Single bunk beds (2)
- Wardrobe with shelf
- Mirror
- Storage lockers
- Opening porthole and venetian blind
- LED overhead lighting (24v)
- Individual berth lights
- 220/240v outlets (2)

- USB charging points (2)
- Fitted carpet

### **CAPTAIN'S EN-SUITE**

- Washbasin with Carrera White (gloss finish) solid surface counter top
- Mirror
- Storage lockers
- Shower compartment with automatic pump out
- Extractor fan
- Porthole with venetian blind
- LED overhead lighting (24v)
- Bathroom accessories
- Solid surface flooring in koko white (satin finish)

### **CREW BATHROOM**

- Washbasin with carrera white (gloss finish) solid surface counter top
- Mirror
- Storage lockers
- Shower compartment with automatic pump out
- Extractor fan
- Porthole with venetian blind
- LED overhead lighting (24v)
- Bathroom accessories
- Solid Surface flooring in koko white (satin

finish)

### **CREW AREA**

- Access from port side deck (also transom door with optional beach club)
- Access to engine room
- Storage space, cupboards and lockers
- Dining area with table
- Crew mess with microwave with grill, sink, refrigerator and waste bin
- Solid surface counter top in ice crystal (satin finish)
- Washing machine and separate tumble dryer
- LED overhead lighting (24v)
- Non-slip flooring

### **POWER AND DRIVE SYSTEMS**

- Engine room soundproofed
- High volume air intakes
- Engine room extractor fan with electronic time delay
- Engine exhaust silencers and water-cooled exhausts
- Engine beds integrally moulded with hull for strength and vibration absorption
- Forward and aft engine room bulkheads

integrally bonded including acoustafoam layers

- Engines flexibly mounted
- Automatic fire extinguisher with remote override control
- Automatic and manual bilge pumps
- Propeller shafts in Marinemet
- 5-bladed propellers in nickel aluminium bronze
- High speed balanced rudders
- Cathodic protection for sterngear
- Sterngear, engines, fuel tank fillers, all electrically bonded
- LED engine room lighting
- Engine room access from port side deck via crew area and from cockpit deck
- Power-assisted electro-hydraulic steering system
- Electronic engine and gear shift controls
- Bow thruster with dual-station controls ( 550kgF)
- Fresh water supply point in engine room
- Dripless self-aligning shaft seals

### **ELECTRICAL SYSTEMS**

24 Volt:

- 4 x heavy duty batteries for engine starting
- 6 x heavy duty auxiliary batteries



- Battery link facility with remote control at helm position
- Both battery banks are charged using a voltage sensitive relay that parallels both battery banks when a charging source is present
- 1 x 100 amp charger, 1x 100 amp-3500W charger/inverter & 1x 25 amp charger (for generator battery).
- Remote battery isolator control switches at main switch panel position
- Circuit breakers on all circuits
- 24v to 12v converters for certain navigation and radio circuits
- Galvanic isolation system
- CCTV system with camera in aft cockpit and two fixed cameras in engine room linked to Böning system

220/240 Volt:

- European specification: 2 x 40kW @ 50Hz Onan diesel generators in own sound shields, water cooled and with specially silenced exhaust systems and with remote operation from main control panel
- USA specification: 2 x 40kW @ 60Hz Onan

diesel generators in own sound shields, water cooled and with specially silenced exhaust systems and with remote operation from main control panel

- Three phase shore inlet (380v-415v / 42kVA @50Hz) with Glendinning cablemaster (15m/ 50ft) and a single phase shore power inlet (220-240v / 15kVA @ 50Hz. Both shore supports with isolation transformers. (US Spec single phase 2 x 100 amp)
- Shore power/generator change over control operated from main control panel
- Polarity check system
- Earth leakage safety trip, circuit breakers on all circuits
- Power points (240v) in all cabins and living areas, helm position and galley
- 240v shaver points in washrooms
- 3kW immersion heater for fresh water (2)

#### **FUEL SYSTEM**

- Main fuel tank with fuel polishing transfer system to day tank giving a total 13,818 l of fuel capacity (forward fuel bunker tank 4,730 4,866 l and main fuel bunker tank 8,008 l plus day fuel tank 944 l)

- Fuel fillers to port and starboard
- High capacity duplex fuel filters/water traps with integral changeover valves and water sensors connected to alarms at helm position
- Remote fuel isolation controls in cockpit locker for main engines and generators
- Fuel gauges at helm position

#### **AIR CONDITIONING SYSTEM**

- Air conditioning/heating reverse cycle
- 336,000 BTU fan capacity with 288,000 BTU chiller capacity
- Suitable for temperatures to 40°C (tropical)
- Windscreen demist facility.
- Outlets in all areas

#### **WATER SYSTEM**

- Water tanks giving 1,865 l capacity plus 205 l hot water calorifier
- Automatic water pump with filter
- Water level gauge
- Deck filler
- Pump circuit breaker at main switch panel
- Electric freshwater toilet system linked to 720 l holding tank, content gauge and low noise electric overboard discharge, with macerator

backup system as well as dockside discharge system

- Grey water to take waste water from sinks/shower, washing machine(s) and dishwasher

### **BILGE PUMPS**

- Automatic/manual override electric bilge pumps in engine room, rudder area, forward accommodation, crew area and anchor chain locker (10 in total)
- High capacity manual bilge system with suction points in the same areas
- Electric bilge pumps have controls and warning lights with audible alarm at helm position

### **EXTINGUISHERS / FIRE CONTROL SYSTEMS**

- Automatic engine room fire extinguisher system (with manual override) and warning system at helm position providing automatic shutdown of engines, generators and ventilation fans
- Manually operated engine room air shutoff system
- Hand operated fire extinguishers in all guest cabins, galley, crew quarters and flybridge

### **OTHER STANDARD EQUIPMENT**

- Ensign staff
- Fenders (8)
- Mooring warps (4)
- First aid kit
- Set of towels (8 large, 8 hand), (10 sets for optional 5 cabin layout)
- Quilted bed covers supplied to all cabins (except crew cabin)
- Complete set of Lucrezia crystal glassware (8 settings consisting of tumbler, highball and wine glasses) (10 settings for optional 5 cabin layout)
- Set of Sous Le Soleil crockery (8 settings consisting of plate, cake plate, dessert plate, bowl, cup & saucer) (10 settings for optional 5 cabin layout)
- Set of stainless steel cutlery (8 settings of David Mellor "Paris" cutlery 7 pieces) (10 settings for optional 5 cabin layout)
- Tool kit
- Boat hook
- Owner's manual and engine manual
- Ship's document case
- Dynamat applied in the following locations
- Crews aft engine room bulkhead

- Crew deck head
- Forward main deck owners stateroom/dining area deck head

### **FINISHES**

- Teak-laid decks to all external deck areas (including flybridge)
- Timber flooring (V groove planked) to galley, skylounge, wheelhouse and forward dining area (wheelhouse in Newport oak as standard)
- Furniture in choice of Alba Oak, Rovere Oak in satin lacquer finish as standard. Silver Oak or Walnut with satin or gloss lacquer finishes available as an option
- Marble, quartz or granite floors in all bathroom suites in guest accommodation (including day head)
- Thermo-formed solid surface wash hand basin counter-tops in all bathroom suites and day head
- Galley counter top in granite or quartz as standard (some options carry additional premiums)
- Choice of high quality carpets and fabrics from extensive range
- Curtains, blinds or sunscreens to all windows



and portholes (excludes pantograph doors and wheelhouse)

- Crew cabins have fitted carpet
- Crew bathrooms have solid surface floors and countertops
- Non-slip safety flooring to crew mess and passageway

X 80





As superfícies belissimamente esculpidas e as longas linhas de design fluidas do X95 são transportadas para a embarcação gémea, o X80. O X80 passa a ser o segundo membro da família “Superfly’ Classe X, com uma “super flybridge” que oferece mais de 30% de espaço útil interior a bordo do que um iate com flybridge tradicional do mesmo comprimento. Disponível com o camarote principal opcional no convés principal que inclui um solário privado para o proprietário, as capacidades do X80 para a aventura dão a oportunidade de explorar áreas de navegação mais longínquas com a opção de um depósito de combustível de 8800 litros para maior autonomia.









O X80 transporta o exterior para o interior através da maximização de painéis envidraçados que fluem ao longo de todo o comprimento do convés principal, incorporando o salão, a cozinha e a área de refeições na proa. A utilização de um design leve e inovador continua nas cobertas onde 8 convidados se instalam em 4 cabinas com casa de banho privativa, um camarote principal a toda a largura da embarcação, a meio-navio, uma cabina para convidados à proa, uma cabina dupla para convidados a estibordo e uma cabina dupla a bombordo. Na popa da acomodação principal encontram-se as instalações da tripulação que podem receber 3 pessoas com a disposição normal. A vida a bordo do X80 é sem dúvida totalmente diferente da vida a







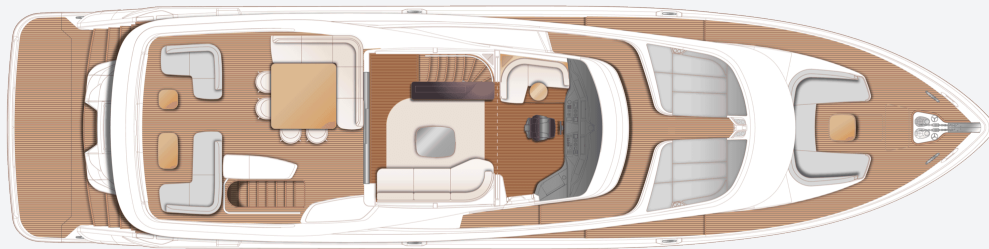




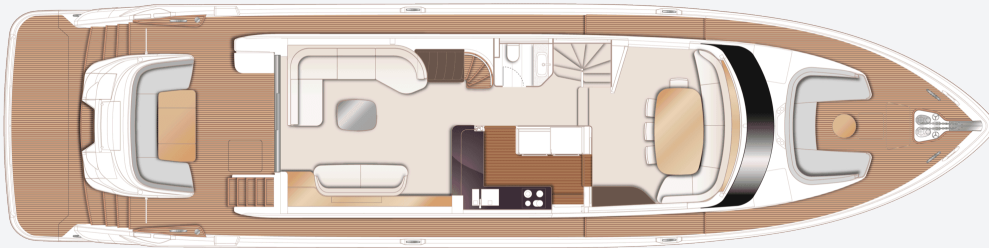


**X80**  
ESPECIFICAÇÃO

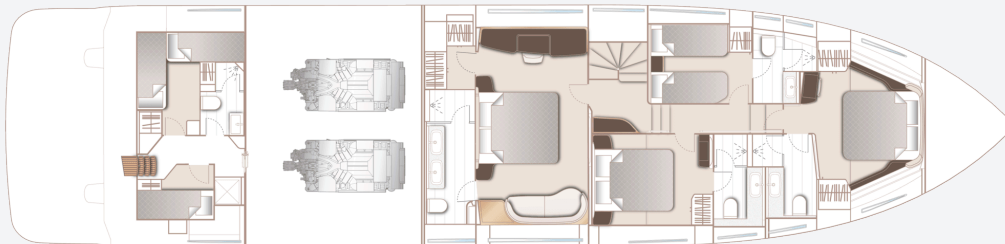




X80 Flybridge



X80 Main Deck



X80 Lower Deck

#### PRINCIPAL DIMENSIONS

<b>Length overall (incl. pulpit)</b>	82ft 7in (25.17m)
<b>Length overall (excl. pulpit)</b>	82ft 7in (25.17m)
<b>Beam</b>	19ft 11in (6.07m)
<b>Draft approx. (half load)</b>	5ft 10in (1.77m)
<b>Displacement approx. (half load)</b>	72,813kg (160,525lbs)*
<b>Fuel capacity</b>	1,550 gal/1,861 US gal/7,046l
<b>Water capacity (incl. calorifier)</b>	326 gal/391 US gal/1,480l

#### ENGINES

<b>Twin MAN V12-1900 (2 x 1,900mhp)</b>	Speed range: 29-31 knots†
---	------------------------------

## FULL SPECIFICATION

---

### DECK FITTINGS

- Teak-laid transom platform, transom steps, cockpit deck, stairway to flybridge, side decks, steps to foredeck, flybridge aft sun deck and foredeck seating walkthrough areas
- Reversible hydraulic anchor winches with foredeck, main helm and flybridge controls
- Stemhead roller with manual anchor launch and retrieve
- Twin anchor system incorporating a primary anchor - 80kg galvanised claw anchor with 100m of 14mm galvanised chain and a secondary anchor - 50kg galvanised claw anchor with 70m of 14mm galvanised chain
- Twin electric stern line mooring winches
- Deck hatch access to chain locker, rope locker and engine room
- Freshwater deck/anchor wash (with both fore and aft deck outlets)
- Stainless steel bow and stern fairleads
- Stainless steel bow spring cleats (1 pair, port and starboard)
- Stainless steel stern spring cleats (1 pair, port

and starboard)

- Stainless steel guard rails to foredecks
- Stainless steel flybridge handrails with glazed panel
- Stainless steel handrails to main deck side decks
- Foredeck escape hatch
- Foredeck U-shaped seating area with removable coffee table Drinks holders (12)
- Twin coach roof lockers for storage of fenders, ropes and cushions
- PVC rubbing band with stainless-steel insert
- LED deck level lighting
- Full set of IMCO navigation lights
- Riding light
- Twin beam searchlight with remote controls
- Stern docking lights
- Twin electric horns
- Fuel and water fillers

### COCKPIT AND BATHING PLATFORM

- Self-draining
- Upholstered U-shaped seating with storage

below (for life-rafts)

- Teak folding dining table
- LED overhead and deck level lighting
- Stainless-steel handrails
- Stern docking (second) station controls portside including engine controls, follow on tiller, thruster controls and emergency engine stop
- Remote control 4.5m telescopic passerelle with automatic folding handrails (1.2m overhang)
- Watertight pantograph door giving access from bathing platform into crew area/engine room
- Engine room to cockpit escape hatch
- Stern lazarette and central transom locker with provision storage and charging for optional SEABOBs (2 max.). To accommodate F5/F5S/F5SR models.
- Wash basin with mixer tap to portside
- Starboard locker containing remote fuel cocks, manual bilge pump with valve chest and manual controls for automatic fire extinguishers
- Integral stairway to flybridge with teak step treads



- Twin transom gates leading to bathing platform
- Electro-hydraulic teak-laid raise/lower bathing platform (550kg SWL)
- Retractable bathing ladder (manual) in side of bathing platform
- Hot and cold transom shower
- 220/240v shore support inlet
- Canvas cockpit cover and table cover

## HELM

- Enclosed pilot house (via sliding doors) with central leather upholstered seat with fore, aft adjustment
- L-shaped companion seating to port (with deployable side table) and optional navigator seat to starboard
- 2-stage sliding doors to fully enclose or open helm to sky lounge area
- Instrument console with LCD display incorporating engine instruments, CCTV linked to Böning screen, fuel gauges, alarms and rudder position indicator
- Helm position instrument and controls console including:
  - power-assisted electro-hydraulic steering (SeaStar)

- adjustable steering wheel
- high-speed magnetic compass
- electronic engine controls
- bow thruster control
- anchor winch remote control
- colour radar (with scanner) and GPS/chart plotter (twin 19" displays)
- Single 15" Böning display (plus additional display at switch panel)
- autopilot
- speed and distance log
- echo sounder with alarm
- VHF with DSC R/T with intercom
- remote control dual searchlight
- horn button (to operate twin electric horns)
- audible and visual alarm for bilge pumps
- engine room fire extinguisher warning system
- Automatic fog horn with loudhailer
- Chart storage
- Drink holders
- Toughened glass screen (clear for night vision) with windscreen de-mist system
- Windscreen wipers with freshwater windscreen wash
- Exterior black mesh windscreen covers
- Bilge pump controls with visual pump running

- warnings
- 24v and 240v electrical control panel
- Riding light, helm and navigation light control switches
- Dimmable LED overhead/concealed lighting (24v) and night lighting with scene selection
- Watertight pantograph door giving direct access to starboard side foredeck walkthrough area
- Timber flooring - V groove planked
- 220/240v outlets (1)
- USB charging points (2)

## SKY LOUNGE

- Sofa and coffee table
- 55" 4K UHD LED TV on rise and fall
- Naim Uniti Atom audio system with speakers (2)
- Sideboard with fridge and storage
- Access stairway to main deck
- Stainless steel opening glass patio doors to aft deck area
- USB connection points (2)
- Dimmable LED overhead/concealed lighting (24v) with scene selection
- Tinted panoramic toughened side windows

- Glazed roof panels with powered blinds
- Manual roller blinds to all side windows
- Manual curtains to aft door, stowed to port
- Timber flooring (V groove planked) with rug inlay
- 220/240v outlets (1)
- USB charging points (2)

### **FLYBRIDGE AND FLYBRIDGE FOREDECK**

- Flybridge foredeck with twin sunpads
- Flybridge aft deck area with twin L-shaped sofas & with coffee tables (2). Port side sofa can be adjusted to face forward or aft.
- Dining table with chairs to accommodate 8 persons (10 for optional 5 cabin layout)
- Naim Uniti Atom audio system with waterproof JL Audio M6-650X-L speakers (2) to aft end of flybridge
- Clear view hatch to aft cockpit
- Access stairway to aft cockpit
- Stainless-steel handrails with glass balustrade to aft of flybridge deck
- Storage lockers port/starboard
- Aft wet bar unit with sink and tap, waste bin and storage with solid surface counter top.
- LED overhead and deck level lighting

- Radar mast
- Twin matching whip aerials for VHF R/T and radio
- Covers to exterior furniture, (cockpit cover, cockpit table cover, flybridge table cover (includes zip in chair covers), flybridge wetbar cover (2), flybridge L-shaped sofa covers (2), flybridge coffee table covers (2), flybridge dining area sofa, flybridge forward sunpad covers (2), foredeck seating cover and foredeck coffee table cover).
- USB charging points (2)

### **SALOON**

- Large L-shaped sofa to port with storage below
- Sofa to starboard with storage below
- Coffee table
- 55" 4K UHD LED TV on rise and fall.
- Naim Uniti Atom audio system with speakers (2)
- Served unit with integrated drinks refrigerator
- Glasses storage sideboard
- Panoramic tinted toughened glass windows port and starboard
- Triple stainless-steel framed cockpit doors
- Access stairway to lower accommodation

- Access stairway to skylounge
- Dimmable LED overhead/concealed lighting (24v) with scene selection
- 220/240v outlets (2)
- USB charging points (4)
- Manual roller blinds to all outboard windows
- Manual curtains on wave track to aft patio doors, stowed to port
- Fitted carpet
- Onboard ethernet router and 4G/5G internet modem

### **GALLEY**

- Granite/quartz counter top
- Open bar/served layout with powered electric screen to fully enclose galley and sliding door
- Miele 4-zone induction hob
- Hob extractor
- Miele combination microwave/convection oven with grill
- 1.5-bowl stainless-steel sink with mixer tap
- Chopping board and storage
- Full height refrigerator/deep freezer
- Dishwasher
- Icemaker
- Waste bin



- Drawers and storage cupboards
- Manual roller blinds to window
- Pantograph door to starboard side deck
- LED overhead and task lighting (24v)
- 220/240v outlets (4)
- Timber flooring – V groove planked
- Access to deck saloon via sliding door
- Access to dining area via sliding door

#### **DINING AREA**

- Dining table with aft facing fixed seating and dining chairs (4)
- Upholstered leather sideboard unit with crockery, glassware and general storage
- Entertainment unit with Naim Uniti Atom audio system and speakers (2)
- 220/240v power outlets (2)
- USB charging points (2)
- Dimmable LED overhead/concealed lighting (24v) with scene selection
- Full-height panoramic tinted toughened glass port window
- Opening porthole (2) (3x with optional main deck Owners Stateroom)
- Manual roller blinds to outboard and forward windows

- Fitted carpet

#### **DAY HEAD**

- Electric freshwater toilet
- Wash basin and counter top in thermoformed solid surface
- Storage cupboard
- Manual tension venetian blind
- Solid surface flooring

#### **ACCOMMODATION**

- All cabins and bathrooms feature opening portholes and air conditioning
- All cabins feature 220/240v power points
- All en-suites feature 240v shaver points

#### **OWNER'S STATEROOM**

- Large double bed with bedside tables and drawers below
- Dressing area with full length mirror, hanging, shelf and drawer storage
- Built-in safe
- Port side dressing table with integrated mirror, chair, storage drawers and cupboards
- Starboard side sofa with storage units
- 55" 4K UHD LED TV

- Naim Uniti Atom audio system with speakers (2) and subwoofer
- Panoramic windows including opening portholes
- Roman blinds to hull windows
- Dimmable LED overhead/concealed lighting (24v) with scene selection
- 220/240v outlets (2)
- USB charging points (4)
- Fitted carpet

#### **EN-SUITE BATHROOM**

- Twin washbasins and worktop counter top in thermoformed solid surface
- Mirror
- Storage lockers
- Electric freshwater toilet and option of separate bidet
- Shower compartment with automatic pump out
- Extractor fan
- Heated towel rail
- Window with opening porthole
- Manual tension venetian blind
- LED overhead and concealed lighting (24v)
- Bathroom accessories
- Solid surface flooring, with synthetic teak

applied to shower area

### **FORWARD STATEROOM**

- Large double bed with bedside tables and drawers below
- Built-in safe
- Twin double wardrobes
- Port side dressing table with integrated mirror, stool and storage drawers
- 43" 4K UHD LED TV
- Naim Uniti Atom audio system with speakers (2) and subwoofer
- Panoramic windows including opening portholes
- Roman blinds to hull windows
- Dimmable LED overhead/concealed lighting (24v) with scene selection
- 220/240v outlets (2)
- USB charging points (4)
- Fitted carpet

### **EN-SUITE BATHROOM**

- Washbasin and counter top in thermoformed solid surface
- Mirror
- Storage lockers

- Electric freshwater toilet
- Shower compartment with automatic pump out
- Extractor fan
- Window with opening porthole
- Manual tension venetian blind
- LED overhead and concealed lighting (24v)
- Bathroom accessories
- Solid surface flooring, with Synthetic teak applied to shower area

### **STARBOARD GUEST CABIN**

- Double bed with drawers below
- Bedside table
- Dressing table with stool
- Wardrobe with shelves
- Mirror
- Storage lockers
- Window with opening portholes
- Roman blind
- Dimmable LED overhead/concealed lighting (24v) with scene selection
- Individual berth lights
- 220/240v outlets (1)
- USB charging point (2)
- Fitted carpet

### **EN-SUITE BATHROOM**

- Electric freshwater toilet
- Washbasin and counter top in thermoformed solid surface
- Mirror
- Storage lockers
- Shower compartment with automatic pump out
- Extractor fan
- Window with opening porthole
- Manual tension venetian blind
- LED overhead and concealed lighting (24v)
- Bathroom accessories
- Solid surface flooring, with synthetic teak applied to shower area

### **PORT GUEST CABIN**

- Two single beds with drawers below
- Bedside table
- Wardrobe with shelves
- Mirror
- Storage lockers
- Window with opening portholes
- Roman blind
- Dimmable LED overhead/concealed lighting (24v) with scene selection
- Individual berth lights



- 220/240v outlets (1)
- USB charging point (2)
- Fitted carpet

#### **EN-SUITE BATHROOM**

- Electric freshwater toilet
- Washbasin and counter top in thermoformed solid surface
- Mirror
- Storage lockers
- Shower compartment with automatic pump out
- Extractor fan
- Windows with opening portholes
- Manual tension venetian blind
- LED overhead and concealed lighting (24v)
- Bathroom accessories
- Solid surface flooring, with synthetic teak applied to shower area

#### **LOWER ACCOMMODATION LOBBY**

- Linen cupboard below companionway stairs
- Top-loading storage unit outboard in window side liner
- Space for optional combination washer/dryer below companionway stairs
- Dimmable LED overhead/concealed lighting

- (24v) with scene selection
- Fitted carpet
- Manual roller blind to window

#### **CREW QUARTERS**

- All lower crew furniture is in white laminate, with Koko white solid Surface (satin finish) bathroom vanity unit tops and Koko white solid surface (satin finish) bathroom floors

#### **PORT CREW CABIN**

- Twin single beds with storage below
- Wardrobe with shelf
- Mirror
- Storage lockers
- Opening porthole (2, port and aft) and venetian blinds
- LED overhead lighting (24v)
- Individual berth light
- 220/240v outlets (1)
- USB charging points (2)
- Non-slip safety flooring

#### **STARBOARD CREW CABIN**

- Single bed with storage below
- Wardrobe

- Mirror
- Storage locker
- Opening porthole and venetian blind
- LED overhead lighting (24v)
- Individual berth light
- 220/240v outlets (1)
- USB charging points (2)
- Non-slip safety flooring

#### **CREW BATHROOM**

- Electric freshwater toilet
- Washbasin with Koko white (satin finish) solid surface counter top
- Mirror
- Storage lockers
- Shower compartment with automatic pump out
- Extractor fan
- LED overhead lighting (24v)
- Bathroom accessories
- Solid surface flooring in Koko white (satin finish)

#### **CREW AREA**

- Access from transom door
- Access to engine room
- Washing machine and separate tumble dryer

(stacked)

- LED overhead lighting (24v)
- Non-slip safety flooring

### **POWER AND DRIVE SYSTEMS**

- High volume air intakes
- Engine room extractor fan with electronic time delay
- Engine exhaust silencers and water-cooled exhausts
- Forward and aft engine room bulkheads and engine room deck head to be integrally bonded including insulation with acoustafoam layers
- Engines flexibly mounted
- Automatic fire extinguisher with remote override control
- Automatic and manual bilge pumps
- Propeller shafts in Marinemet
- 5-bladed propellers in nickel aluminium bronze
- High speed balanced rudders
- Cathodic protection for stern gear
- Stern gear, engines, fuel tank fillers, all electrically bonded
- LED engine room lighting
- Engine room access from transom (via crew) and cockpit deck hatch

- Power-assisted electro-hydraulic steering system
- Electronic engine and gear shift controls
- Bow thruster with dual-station controls (340kgF)
- Fresh water supply point in engine room
- Dripless self-aligning shaft seals

### **ELECTRICAL SYSTEMS**

24 Volt:

- 4 x heavy duty batteries for engine starting
- 6 x heavy duty auxiliary batteries
- Battery link facility with remote control at helm position
- Both battery banks are charged using a voltage sensitive relay that parallels both battery banks when a charging source is present
- 1 x 100 amp charger, 1x 100 amp -3500W charger/inverter and 1x 6 amp charger (for generator battery)
- Remote battery isolator control switches at main switch panel position
- Circuit breakers on all circuits
- 24v to 12v converters for certain navigation and radio circuits
- 24v to 240v/50Hz inverter for saloon A/V,

- galley fridge and optional telephone system
- Galvanic isolation system

220/240 Volt:

- European specification: Up to 2 x 27kW @ 50Hz diesel generators in own sound shields, water cooled and with specially silenced exhaust systems and with remote operation from main control panel (single generator as standard)
- USA specification: Up to 2 x 29kW @ 60Hz diesel generators in own sound shields, water cooled and with specially silenced exhaust systems and with remote operation from main control panel (single generator as standard)
- 220/240v shore power inlet
- Shore power/generator change over control operated from main control panel
- Polarity check system
- Earth leakage safety trip, circuit breakers on all circuits
- Power points (240v) in all cabins and living areas, helm position and galley
- 240v shaver points in washrooms
- 3kW 2kW immersion heater for fresh water (2)
- CCTV system with camera in aft cockpit and two fixed cameras in engine room, displayed on



helm displays

### **FUEL SYSTEM**

- Main fuel tank with a total 7,046 l litres of fuel capacity (8,895l if long range fuel tank is specified).
- Fuel fillers to port and starboard
- High capacity duplex fuel filters/water traps with integral changeover valves and water sensors connected to alarms at helm position
- Remote fuel isolation controls in cockpit locker for main engines and generators
- Fuel gauges at helm position

### **AIR CONDITIONING SYSTEM**

- Air conditioning/heating reverse cycle
- 270,000 BTU fan capacity with 216,000 BTU chiller capacity
- Suitable for temperatures to 40°C (tropical)
- Windscreen demist facility.
- Outlets in all areas

### **WATER SYSTEM**

- Fresh water tanks giving 1,480l capacity plus 205l hot water calorifier
- Automatic water pump with filter (80l/min)

- Water level gauge
- Deck filler
- Pump circuit breaker at main switch panel
- Electric freshwater toilet system linked to 523l holding tank, content gauge and low noise electric overboard discharge, with macerator backup system as well as dockside discharge system
- Optional grey water tank to take waste water from sinks/showers, washing machine(s) and dishwasher

### **BILGE PUMPS**

- Automatic/manual override electric bilge pumps in engine room, rudder area and forward accommodation
- High capacity manual bilge system with suction points in the same areas
- Electric bilge pumps have controls and warning lights with audible alarm at helm position

### **EXTINGUISHERS / FIRE CONTROL SYSTEMS**

- Automatic engine room fire extinguisher system (with manual override) and warning system at helm position providing automatic shutdown of engines, generators and ventilation fans

- Hand operated fire extinguishers in all guest cabins, galley, crew quarters and flybridge

### **OTHER STANDARD EQUIPMENT**

- Ensign staff
- Fenders (8)
- Mooring warps (4)
- First aid kit
- Set of towels (8 large, 8 hand), (10 for optional 5 cabin layout)
- Bed cover supplied to all cabins (except crew cabin)
- Complete set of Lucrezia crystal glassware (8 settings consisting of tumbler, highball and wine glasses) (10 settings for optional 5 cabin layout)
- Set of Sous Le Soleil crockery (8 settings consisting of plate, cake plate, dessert plate, bowl, cup & saucer) (10 settings with for optional 5 cabin layout)
- Set of stainless steel cutlery (8 settings of David Mellor "Paris" cutlery 7 pieces) (10 settings for optional 5 cabin layout)
- Tool kit
- Boat hook
- Owner's manual and engine manual

- Ship's document case

passageway

## **FINISHES**

- Teak-laid decks to all external deck areas (including flybridge)
- Timber flooring (V grooved planked) to galley, skylounge and wheelhouse
- Furniture in choice of Alba Oak, Rovere Oak in satin finish as standard. Silver Oak or Walnut with satin or gloss finishes available as an option.
- Solid surface floors in all bathroom suites in guest accommodation (including day head)
- Thermoformed solid surface wash hand basin counter tops in all bathroom suites and day head
- Galley counter top in granite or quartz
- Choice of high-quality carpets and fabrics from extensive range
- Curtains, blinds or sunscreens to all windows and portholes (excludes helm and pantograph doors)
- Crew cabins have fitted carpet, Crew bathrooms have solid surface floors and countertops
- Non-slip safety flooring to crew mess and



## PROTEGER O SEU REFÚGIO

O seu iate é o seu paraíso, pelo que o seu bem-estar e da sua família é para nós da maior importância. É por isso que apresentamos o 'Princess Lifeline' movido por MedAire. Um serviço de SOS 24/7 oferece acesso a assistência médica e de segurança. Um telefonema liga-o à equipa MedAire com mais de 200 especialistas em segurança global e 80 000 prestadores de serviços médicos acreditados que podem assisti-lo no caso de uma emergência médica ou de segurança em viagem. Pode estar tranquilo a bordo sabendo que tudo está a ser resolvido.





## AS NOSSAS PARCERIAS



A Princess orgulha-se de estar associada a algumas marcas exclusivas que partilham da nossa visão e valores essenciais e oferecem experiências de exceção aos respetivos clientes.



Para celebrar o nosso 50º aniversário, a SEABOB criou uma coleção de Edição Limitada que foi o início de um relacionamento único com esta marca naval de sucesso. O sucesso da nossa edição limitada SEABOB que celebra o nosso 50º aniversário, assinalou o início de um relacionamento único com esta marca naval de sucesso. Desde então, colaborámos numa nova coleção de designs de edição limitada como o



Ao evoluirmos na nossa oferta tecnológica em cada um e todos os Princess, a nossa parceria com a NAIM oferece sistemas audiovisuais de classe mundial que continuam a reescrever os guias dos audiófilos.



A Princess teve a honra de ser o primeiro fabricante de iates de luxo a colaborar oficialmente com The Marine Conservation Society. É a nossa maneira de apoiar e sustentar a ecologia marítima, assegurando um meio-ambiente para as gerações futuras descobrirem e explorarem.



Com uma paixão partilhada pela sustentabilidade e conservação dos oceanos, associámo-nos recentemente à Ecoworks Marine para ajudarmos a resolver o desafio de criar uma abordagem mais amiga do ambiente da limpeza dos iates. Numa inovação na indústria, a Ecoworks Marine desenvolveu a gama “Preservar os Mares Vivos” (Preserve the Living Seas), um conjunto único de produtos de limpeza totalmente biorenováveis, com



A Williams Jet Tenders é o nosso fornecedor de eleição, sendo todos os iates Princess concebidos para receberem os modelos da gama.





RECONHECIMENTO

A nossa prioridade é sermos considerados os melhores pelos proprietários de nossos iates, mas o reconhecimento por parte de especialistas independentes, através de vários prêmios renomados, trouxe à Princess e aos nossos artesãos um tremendo orgulho.



**Robb Report**

*Best of the Best Yacht*

X95

2021

**IBI Boat Builder Awards**

*Best Apprenticeship Scheme 2019*

Princess Royal Training Award

Apprentice Scheme

2020

**World Yachts Trophies**

*Best Shipyard*

2019

**The Sunday Times Profit Track**

**100**

*Best Brand Award*

Princess Yachts Limited

2019

**Motor Boat Awards**

*Best Flybridge up to 60ft*

F55

2019

**Asia Pacific Boating Awards**

*Best Yacht Design Innovation*

R35

2019

**IBI Boat Builder Awards**

*Retail Marketing Initiative*

R35 Communications Campaign

2018

**World Yachts Trophies - Yachts**

**France**

*Best Layout 45-62ft*

F55

2018

**Asia Boating Award**

*Best Sports cruiser over 55ft*

V65

2018

**Motor Boat Awards**

*Sports cruisers over 45ft*

S60

2018

**Asia Boating Awards**

*Best Sports cruiser up to 45ft*

V40

2017

**Motor Boat Awards**

*Sports cruiser over 45ft*

V58

2017

**Motor Boat Awards**

*Flybridge over 55ft*

75 Motor Yacht

2017

**World Superyacht Awards**

*Semi-Displacement & Planing Two*

*Deck Motor Yacht*

Antheya 35M

2016

**Asia Boating Awards**

*Best Production Motor Yacht*

*(15m-24m)*

75 Motor Yacht

2016

**Asia Pacific Boating**

*Best Worldwide Semi Custom*

*Built Yacht (25m and above)*

40M

2015

**Motor Boat Awards**

*Sports cruiser over 45ft*

V48 Open

2015

**Motor Boat Awards**

*Flybridge over 55ft*

S72

2015





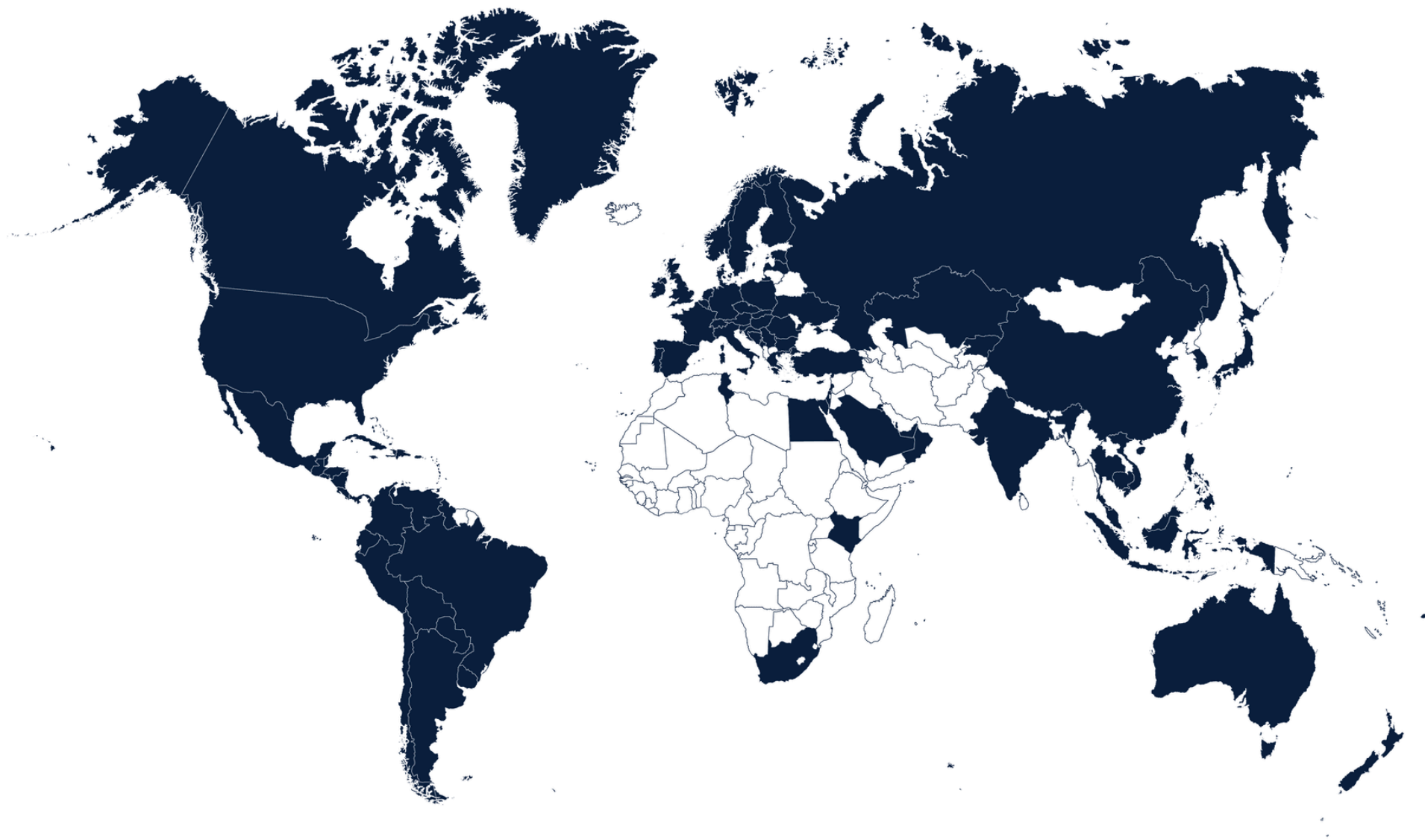
REDE DE  
DISTRIBUIDORES



Com uma ampla rede de distribuidores ao redor do mundo, podemos levar-lhe um atendimento personalizado de primeira linha em quase todos os lugares. Fazemos tudo o que podemos para garantir que o processo de compra de um Princess seja outro aspecto empolgante de se possuir um. Os nossos revendedores especialistas contam com anos de experiência e conhecimentos sem igual sobre os nossos iates. Para obter mais informações sobre quaisquer dos iates em nossa linha de produtos, entre em contato com o seu escritório local da Princess. O endereço e detalhes para contato podem ser encontrados em nosso website [www.princessyachts.com](http://www.princessyachts.com)



COBERTURA GLOBAL







MAIS PORMENORES



STYLING E ACESSÓRIOS  
FORNECIDOS MEDIANTE A  
DEVIDA AUTORIZAÇÃO DE:

Anna New York  
Cristal et Bronze  
Cub-ar  
Diptyque  
Gio Bagnara  
Luxury Living  
Stelton  
Staub  
Pickett  
Zwilling

FOTOGRAFIA:

Mike Evans  
Quin Bisset  
George Edwards





Version 1.0

Updated April 30th 2021

\* As deslocções são calculadas com 50% de combustível e água com bote salva-vidas mas sem equipamentos opcionais instalados ou outros equipamentos.

† As velocidades máximas irão variar conforme a limpeza do casco, a condição do eixo propulsor da popa, a carga da embarcação, as temperaturas da água e do ar, as condições do mar e outros fatores. As estimativas de velocidade são portanto apresentadas de boa-fé, mas sem garantia ou responsabilidade por parte da Princess Yachts Limited. As embarções ilustradas neste livro podem estar equipadas com alguns equipamentos opcionais. As especificações podem ser alteradas a qualquer momento, sem aviso prévio ou responsabilidade por parte do fabricante. Especificação dos EUA

‡ Algumas especificações, que variam conforme o modelo, são aprimoradas nos iates da Princess produzidos para uso na América do Norte. Assim, especificações e equipamentos irão diferir em relação às informações listadas no livro para os iates da Princess destinados à América do Norte (p. ex., condicionamento de ar e um gerador aprimorado serão incluídos como padrão, para todos os modelos norte-americanos, e para a cozinha serão fornecidas instalações elétricas em vez de sistemas a gás). Consulte o livro de Especificações dos EUA para obter todos os detalhes relativos às especificações de modelos individuais para uso na América do Norte.





## OBRIGADO

Para obter mais informações ou encontrar um distribuidor, é favor visitar o nosso [website](#).